



AUSTRALIAN NATIONAL KENNEL COUNCIL LTD

AGILITY TRIALS


**Rules for the conduct of
Agility Games**

(Effective from 1st January 2016)

Revised
01/01/06
23/01/11
01/02/15

**Approved by the
Australian National Kennel Council Limited 2006**

CONTENTS

Snooker:.....	3
1. Introduction:	3
2. Opening sequence:	3
3. Combination obstacle: (not permitted in Novice Class).....	4
4. Cease of Scoring in opening sequence:	4
5. Closing sequence:.....	4
6. Cease of scoring in closing sequence:	5
7. Scoring:.....	5
8. Equipment:.....	5
9. The course:	5
10. Timing:.....	6
11. Table 1 Qualification requirements for Snooker	6
12. Table 2 Qualifications for Snooker	6
13. Table 3 Red Obstacles	6
14. SNOOKER JUDGES SCORE SHEET	7
Gamblers:.....	8
1. Introduction:	8
2. Qualifications:.....	9
3. Scoring:.....	9
4. The Gamble:  removed 4.1 (Obstacle Points) 4.2 (Gamble Faults) 4.3 (no points for the gamble)	10
5. General rules:.....	11
6. Timing:	11
7. Equipment:.....	11
8. The Course:	12
9. GAMBLERS JUDGES SCORE SHEET	12
Strategic Pairs.....	13
1. Introduction:	13
2. Competition Classes:	13
3. Performance:.....	13
4. Penalties:	14
5. Scoring:.....	14
6. Equipment:.....	14
7. The Course:	14
8. Timing:	15
9. Qualifying:	15
10. Maximum Course Time:.....	15
11. Titles:.....	15
12. Table 4 Title Qualification Table.....	15
13. STRATEGIC PAIRS JUDGES SCORE SHEET	16

Snooker:

This game is performed under the ANKC Ltd rules for the conduct of Agility and Jumping Trials.

1. Introduction:

- 1.1. Snooker is a two-part game of strategy and teamwork.
- 1.2. Each part is played and scored on a different basis. The parts are described below.
- 1.3. The judge will establish a time limit for Snooker. The course must be completed in within the SCT for a qualification
- 1.4. Points can only be earned within the allotted time.
- 1.5. When the judge/timekeeper signals, the handler must direct the dog to the designated finish to stop the time.
- 1.6. The judge/timekeeper may signal verbally or use a whistle or similar device to signal.
- 1.7. If any part of an obstacle is dislodged by the dog or handler then the obstacle becomes unavailable for further point accumulation in opening or closing sequence.

2. Opening sequence:

- 2.1. The game begins with an opportunity for the dog-and-handler team to earn points by successfully performing red obstacles, which are always hurdles, valued at 1 point each. A successfully performed red obstacle earns the team the right to attempt one of the coloured (non-red) obstacles on the course, valued at 2 to 7 points. The team earns those points if the dog successfully performs the selected coloured obstacle.
- 2.2. The number of red obstacles included in the course is determined in 13. Table 3 Red Obstacles.
- 2.3. If the dog faults a red obstacle by knocking down the bar, it cannot attempt a coloured obstacle. Instead, the dog must perform another red correctly. If a dog faults all but one (1) of the available red obstacles it will consequently only be eligible to perform a single coloured obstacle before attempting the closing sequence.
- 2.4. A dog that faults all red obstacles will not receive any points for the opening sequence and will go directly to the closing sequence.
- 2.5. The handler decides the order in which the red obstacles are performed and which of the coloured obstacles is performed after each red obstacle.
- 2.6. The handler can choose to take the same coloured obstacle after each successful red.
- 2.7. Each red may be taken only once.
- 2.8. The Opening Sequence ends when the Team has performed or attempted 3 reds, and has performed or attempted the corresponding coloured obstacle after each successfully performed red.
- 2.9. Refusals are not faulted at all in the game of Snooker. However, if the dog starts an obstacle, it must perform that obstacle, not another before continuing. **The obstacles must be correctly performed once started to score. The dog must proceed to another Red or the closing sequence if that was the last Red and no points will be awarded.**
- 2.10. **A dog that faults a 'combination obstacle' by faulting an obstacle comprising part of a 'combination obstacle', will gain no points for that obstacle but must complete the obstacle/'combination obstacle' before attempting another.** The dog should continue the opening sequence by performing another red. If the faulted coloured obstacle is the last obstacle in the opening sequence, the dog should start the closing sequence.



Wording changed from: commits to

2.11. A dog cannot be faulted until it 'starts' the obstacle. A dog starts an obstacle only when it places a paw on a ramp, jumps over or runs under or through a jump, or any part of the dog enters a tunnel or any part of the weave poles.

2.12. A fault will occur if an error is made on an obstacle after it has been started. Example, if a dog fails to weave a pole, the obstacle has been faulted and is not scored. Another 'red' must be attempted before continuing. In the case where the third 'red' has been attempted the dog must start the Closing Sequence. A faulted coloured obstacle in the Opening Sequence, fails to score for that attempt, however, the obstacle remains in play for additional scoring in the Opening and Closing Sequence unless the obstacle has been rendered unable to be performed

Rule 2.12
Changed

2.13. The dog should continue to perform the remaining parts of a faulted obstacle in the case of combination obstacle and long obstacles. This is primarily to ensure that a dog is not called off an obstacle at the risk of injury/safety or in an attempt to gain a time advantage.

Rule 2.13
Changed

2.14. Where a dog starts the dog walk it must be taken to the other end of the obstacle to dismount safely.

NEW

2.15. Handlers will be penalised if they call the dog off the dog walk regardless of their apparent purpose.

2.16. All parts of a Combination obstacle must be completed, with or without fault.

2.17. Any performance that is considered unsafe will result in the dog and handler being disqualified.

3. Combination obstacle: (not permitted in Novice Class)

3.1. At the judge's discretion, up to two (2) obstacles in Excellent and up to four (4) obstacles in Master can be combined to become one single coloured obstacle. This is called a combination obstacle. The combination obstacle must be performed in the order and direction specified by the judge. Once a dog has starts a combination obstacle, all the obstacles in the combination must be performed, regardless of any fault earned on any of the obstacles.

3.2. One (1) combination of up to two (2) obstacles in Excellent and up to three (3) combinations of up to four (4) obstacles each in the Master classes

4. Cease of Scoring in opening sequence:

During the opening, scoring will cease if any of the following occurs:

- 4.1. The dog starts a coloured obstacle without first successfully performing a red.
- 4.2. The dog performs a red immediately after successfully performing another red.
- 4.3. The dog performs a red that has already been performed.
- 4.4. The dog faults a coloured obstacle and then attempts to perform the same or another coloured obstacle.
- 4.5. The dog fails to complete a combination obstacle or contact obstacle.
- 4.6. The dog fails to complete an obstacle to which it has been committed
- 4.7. Cease of scoring will be signaled by the judge (using a whistle or similar) indicating the Handler should immediately attempt the closing sequence and finish.
- 4.8. Cease of scoring in the Opening Sequence –
The dog must go to the first obstacle of the Closing sequence when:
 - 4.8.1. The Third Red/Colour combination has been attempted/completed; or
 - 4.8.2. The Judge has indicated the cease of scoring in the opening sequence.

5. Closing sequence:

5.1. After the opening sequence, the team will perform all coloured obstacles in the numerical sequence indicated by their point value (#2, then #3, and so forth, through #7). The dog and handler team will earn the value assigned to each of these obstacles as long as the obstacle is not faulted.

- 5.2. If the #2 obstacle was chosen as a coloured obstacle for the last red/colour combination in the opening sequence, the #2 must be repeated to begin the closing sequence. This is the only instance where an obstacle can be taken twice in succession.
- 5.3. At the close of the scoring period, the dog must be directed to the finish line to stop the clock. Failure to do so will result in a Disqualification.

6. Cease of scoring in closing sequence:

During the closing sequence, scoring will cease when any of the following occurs: The dog must go to the finish line.

- 6.1. An obstacle is faulted.
- 6.2. An obstacle is taken out of numerical sequence.
- 6.3. The #7 obstacle is performed.
- 6.4. The allotted course time expires.
- 6.5. The dog **starts** any obstacle other than the first obstacle of the Closing Sequence, after the end of the Opening sequence.
- 6.6. The dog **starts** the Closing Sequence prior to completing 3rd 'red'/colour combinations of the Opening Sequence.
- 6.7. When the final obstacle in the Closing sequence is attempted/completed.

7. Scoring:


- 7.1. Placings will be determined by ranking qualifying scores above non-qualifying scores.
- 7.2. The dog with the highest points will be ranked first
- 7.3. The dog with the next highest score will be ranked second etc.
- 7.4. The dog with the faster time will be ranked higher where dogs achieve equal point scores.
- 7.5. The judge will call out the point value of each obstacle correctly performed during the 'Opening sequence' and the 'closing sequence'.
- 7.6. The dog must have reached the contact zone of contact obstacles within the allotted time to gain the points for that obstacle.
- 7.7. When the judge indicates a cease of scoring in the Opening sequence the dog cannot qualify.

8. Equipment:

- 8.1. Equipment for the event will be selected from the following equipment;
 - 8.1.1. Hurdles
 - 8.1.2. Scramble
 - 8.1.3. Dog walk
 - 8.1.4. Seesaw (Not to be used in novice)
 - 8.1.5. Spread hurdle
 - 8.1.6. Broad Jump
 - 8.1.7. Flexible tunnel
 - 8.1.8. Collapsible tunnel - optional
 - 8.1.9. Weave poles
 - 8.1.10. Hoop
 - 8.1.11. The hurdles used as red jumps are to be clearly identified

9. The course:

- 9.1. The dog must cross a defined line/s to start and finish.
- 9.2. The judge may specify that an obstacle can be taken in either direction.
- 9.3. Each obstacle is assigned a sequence number and corresponding value. A course will have at least three red jumps and may contain more.

- 9.4. Each number on course corresponds to a traditional colour (usually indicated on a flag/marker) for that number: 1 - red, 2 - yellow, 3 - green, 4 - brown, 5 - blue, 6 - pink, and 7 - black.
- 9.5. The judge assigns obstacles a colour and number based on the difficulty of performance or the distance from a certain point on the course.  Deleted - any obstacle, except table, can be used.
- 9.6. All reds must be hurdles.
- 9.7. Once the Colour contact zone has been passed, the dog should complete the obstacle or be disqualified for unsafe performance

10. Timing:

- 10.1. Time starts when the dog crosses the start line.
- 10.2. The timekeeper signals the end of the allotted scoring time.
- 10.3. Time does not stop until the dog crosses the finish line.
- 10.4. Any obstacles performed after the allotted time expires are not counted.
- 10.5. The dog keeps all points earned before the signal to end the scoring time.
- 10.6. If the dog fails to cross the finish line it will have failed to complete the course and will be disqualified.

11. Table 1 Qualification requirements for Snooker

Snooker		
Level	Minimum Opening Sequence points	Closing Sequence points
Novice	10	27
Excellent	15	27
Masters	20	27

- 11.1. To qualify a dog must obtain the points listed in the above table and cross the Finish Line within the SCT.

12. Table 2 Qualifications for Snooker

Qualifications required to gain certification			
Level	No of qualifications required	Number different judges	Title
Novice	3	2	Snooker Dog (SD)
Excellent	5	2	Snooker Dog Excellent (SDX)
Masters	7	3	Snooker Dog Master (SDM)

13. Table 3 Red Obstacles

Number of Red obstacle to be included in the course		Maximum number of Red obstacles to be performed
Novice, Excellent and Masters	Minimum 3 Maximum 4	3

14. SNOOKER JUDGES SCORE SHEET

CLUB: _____ DATE: _____

JUDGE: _____ CLASS: _____ S.C.T.: _____

Cat. No.	Course Time	Opening Sequence	Closing Sequence	0- 10	11-20	21-30	31-40	41-50	51+	Qualify	Placing

Judges Signature: _____ Date: _____

Gamblers:

This game is performed under the ANKC Ltd rules for the conduct of Agility and Jumping Trials.

1. Introduction:

- 1.1. The gamblers game specifically showcases a dog's willingness and skills to work at an appreciable distance from the handler.
- 1.2. Gamblers is a two (2) part game consisting of two (2) periods: A 'Point Accumulation Period' and a 'Gamble Period'.
- 1.3. The objective of Gamblers is for the dog and handler team to accumulate as many points as possible in the 'Point Accumulation Period', then to perform a designated Gamble, within the 'Gamble Period'. The Gamble consists of sequence of obstacles that requires the dog to work at a distance apart from the handler.

1.4. 'Point Accumulation Period':

- 1.4.1. The length of the 'Point Accumulation Period' is determined from the scoring table. The time begins when the dog performs the start as designated by the Judge. The handler is allowed to lead out. The dog earns points for each obstacle successfully performed. An obstacle can be negotiated any number of times but will only score points for two (2) correct negotiations.
- 1.4.2. The judge will call out the point value for each obstacle after it has been successfully completed. Scoring for the 'Point Accumulation Period' ends when the timekeeper signals. This signal announces the beginning of the 'Gamble Period'.
- 1.4.3. The dog is not penalised for failing to negotiate an obstacle in the Point Accumulation Period, it simply fails to score.

1.5. 'Gamble Period':

- 1.5.1. The 'Gamble Period' begins on the signal which indicates the completion of the 'Point Accumulation Period'. During the 'Gamble Period' the dog is required to perform a series of obstacles, 'The Gamble', in a certain amount of time and in the direction and sequence indicated by the judge. The handler is required to remain behind the Gamble line. A further signal from the timekeeper indicates the end of the 'Gamble Period'. The time is stopped when the dog crosses the finish line or performs the finish obstacle.


1.6. Starting:

- 1.6.1. The Judge may nominate a line, or an obstacle in the course, where the Handler will position the dog to start. i.e. **The start may be when the dog crosses a line or crosses the plane of an obstacle.**

 Delete table

1.7. Finishing:

- 1.7.1. **The Judge may define the finish as a line across which a dog must pass or an obstacle which a dog must negotiate to finish.**
- 1.7.2. The dog is not penalized for negotiating obstacles when moving from the end of the Point Accumulation Period to the start of the Gamble Period; however, the scores do not count.
- 1.7.3. If any part of an obstacle is dislodged by the dog or handler then the obstacle becomes unavailable for further point accumulation in opening or closing sequence

 Delete reference to table

2. Qualifications:

- 2.1. To achieve a Gamblers qualification, the dog must achieve the minimum appropriate score within the 'Point Accumulation Period' and perform the Gamble without fault and within the 'Gamble Period'.

Qualifications Level	No of qualifications required	Number different judges	Title
Novice	3	2	Gamblers Dog (GD)
Excellent	5	2	Gamblers Dog Excellent (GDX)
Masters	7	3	Gamblers Dog Master (GDM)

3. Scoring:

- 3.1. The dog must cross the finish line or negotiate the finish obstacle to receive a time and complete the course.
- 3.2. On the judge's signal that a Gamble fault has been committed, or other fault as described causing scoring to cease. The dog should be directed to the finishing line/obstacle as quickly as possible to complete the course and record a time. The dog will retain all points scored up to that time.
- 3.3. Placings will be determined ranking qualifying scores above non-qualifying scores.
- 3.4. The dog with the highest points will be ranked first
- 3.5. The dog with the next highest score will be ranked second etc.
- 3.6. The dog with the faster time will be ranked higher where dogs achieve equal point scores.
- 3.7. The judge will call the point value of each obstacle correctly performed during the 'Point Accumulation Period' and the 'Gamble Period'.
- 3.8. Point values for obstacles are listed in the 'Obstacle Point Values' table.




Obstacle Point Values Active during the 'Point Accumulation Period'.	
Obstacles	Points
Hurdles/jumps –	1
Tunnels – Flexible and Collapsible Hoop, broad jump, 4 weave poles, spread hurdle	2
Contact obstacle – dog walk, A-Frame, See Saw, 8 weave	3
12 weave poles	4

4. The Gamble:

4.1. Obstacle Points:

- 4.1.1. Obstacle points during 'Gamble Period' begin with the first obstacle valued at two (2) points. Each subsequent obstacle increases in value by two (2) points. I.E. The first obstacle is valued at two (2) points, the second obstacle at four (4) points, the third obstacle at six (6) points etc. to the end of the Gamble sequence. A Gamble with 4 obstacles will be worth $2 + 4 + 6 + 8 = 20$ Points.

4.1.2. The Gamble Scoring Table

The Gamble Scoring Table					
Accumulation Period			Gamble		
Level	Time allowed for 'Point Accumulation Period' (sec)	Points to be gained in 'Point Accumulation Period'	Gamble distance (metres)	Number of obstacles required	Obstacle permitted in gamble.
Novice	45	20	3	4	Hurdles, Flexi Tunnel (1), Collapsible Tunnel (1), 4 weave poles (1), Broad Jump (1). 
Excellent	45	25	5	4 to 5	Hurdles, Flexi Tunnel (1), Collapsible Tunnel (1), 8 weave poles (1), Hoop (1), Spread Hurdle (1), Contact Obstacle (1) selected from Scramble or Dog Walk, Broad Jump (1). 
Masters	45	30	7	5 to 7	Hurdles, Flexi Tunnel (1), Collapsible Tunnel (1), 12 weave poles (1), Hoop (1), Spread Hurdle (1), Contact Obstacle (1) selected from Scramble, Dog Walk or SeeSaw, Broad Jump (1). 

- 4.1.3. The gamble period is to be determined by the judge after measuring the length of the Gamble and applying a rate of travel appropriate to the class and the obstacles being used in the Gamble

4.2. Gamble Faults:

- 4.2.1. There are no refusal faults in Gamblers.
- 4.2.2. **The obstacles must be correctly performed once started the dog may attempt the obstacle again during the Point Accumulation Period, however, if this occurs during the Gamble no points will be awarded and the dog will proceed to the finish line to record a time.** new
- 4.2.3. A Gamble fault will be incurred if:
- 4.2.3.1. The dog exceeds the 'Gamble Period'.
 - 4.2.3.2. The dog faults an obstacle in the Gamble sequence.
 - 4.2.3.3. The dog negotiates an obstacle out of order.
 - 4.2.3.4. The dog negotiates an obstacle in the wrong direction.
 - 4.2.3.5. The handler steps on or over the Gamble line/s after the signal has been sounded for the completion of the Point Accumulation Period.
- 4.2.4. Having commenced the Gamble, the dog also negotiates any obstacle that is not a designated obstacle of the Gamble. If the handler is inside the gamble zone when the signal sounds there will be no penalty so long as (1) the handler immediately moves outside the gamble zone, and (2) the dog only starts to

perform the first obstacle in the gamble after the handler is outside the gamble zone.

Note: When a fault occurs in the Gamble Sequence, scoring will cease however the dog will retain all points scored up to that point.

4.2.5. No points for the Gamble will be awarded if:

- 4.2.5.1. The handler loiters near the start of the gamble whilst time remains in the 'Point Accumulation Period'
- 4.2.5.2. The dog performs any two (2) obstacles of the gamble sequence in any order during the 'Point Accumulation Period'.
- 4.2.5.3. During the Point Accumulation Period (Opening Sequence), a dog performs any two of the obstacles of the Gamble consecutively (in either direction) or any one obstacle immediately a second time, i.e. back to back.
- 4.2.5.4. The dog or handler dislodges or interferes with an obstacle in the Gamble sequence during the 'Point Accumulation Period', making the correct performance of the obstacle during the 'Gamble Period' impossible.

5. General rules:

- 5.1. The dog and handler will be disqualified if the judge considers any performance during the game is unsafe.
- 5.2. The Handler is not permitted to jump over, duck under or run through any obstacle, the penalty will be disqualification.
- 5.3. Back-to-back performance of obstacles is permitted during the 'Point Accumulation Period'.
- 5.4. The Seesaw must only be negotiated in the correct direction.
- 5.5. The dog must have reached the contact zone of a contact obstacle when the 'Point Accumulation Period' expires to gain points for that obstacle.
- 5.6. The course must be completed in within the SCT for a qualification
- 5.7. Once the Colour contact zone has been passed, the dog should complete the obstacle or be disqualified for unsafe performance

6. Timing:

- 6.1. Time starts when the dog performs the start as designated by the Judge.
- 6.2. The timekeeper will signal when the 'Point Accumulation Period' expires.
- 6.3. The signal indicating the expiration of the 'Point Accumulation Period' starts the beginning of the 'Gamble Period'.
- 6.4. The timekeeper will signal the expiry of the 'Gamble Period' unless the gamble has been successfully completed prior to this time.
- 6.5. The timekeeper will stop the time when the dog finishes the course as designated by the Judge.

7. Equipment:

Equipment for the event will include the following as indicated;

- 7.1. Hurdles
- 7.2. Scramble
- 7.3. Dog walk
- 7.4. Seesaw (not to be used in Novice)
- 7.5. Spread Hurdle
- 7.6. Broad Jump
- 7.7. Flexible tunnel
- 7.8. Collapsible tunnel – Optional
- 7.9. Weave poles
- 7.10. Hoop



Table removed

8. The Course:

- 8.1. The judge may specify that an obstacle can be taken in either direction.
- 8.2. The course should not be flowing in design.
- 8.3. High scoring obstacles should be well separated to remove the opportunity to perform them sequentially.
- 8.4. The order of the obstacles in the gamble is decided by the judge.

9. GAMBLERS JUDGES SCORE SHEET

CLUB: _____ **DATE:** _____
JUDGE: _____ **CLASS:** _____ **Gamble Total:** _____

Cat. No.	Course Time	P.A.P Points	Gamble Points	0-39	40- 49	50- 59	60-69	70-79	80+	Qualify	Placing

Strategic Pairs

This game is performed under the ANKC Ltd rules for the conduct of Agility and Jumping Trials.

1. Introduction:

- 1.1. Strategic Pairs is a pair's relay; two dog-and-handler teams are on the course at the same time.
- 1.2. It is conducted on a single course with 20 to 25 sequentially numbered obstacles.
- 1.3. One dog of the pair may compete in the next height above or below their classification.
- 1.4. Teams are free to move anywhere on course as they see fit. The teams can switch as many times as is necessary or is strategically planned. They can switch at any time, regardless of faults
- 1.5. The team not performing the current "active" obstacle is not judged, but may cause disqualification of both teams if the judge considers a performance to be unsafe or the team incurs the appropriate penalty
- 1.6. A whistle or similar device will be used to signal faults or maximum course time.

2. Competition Classes:

- 2.1. The judge will ensure that only obstacles used in the equivalent Agility class will be used.
- 2.2. The judge may alter the sequence of the obstacles and the SCT to ensure the competition level is appropriate for the class.
- 2.3. The SCT is to be derived by measuring each of the course sections, without allowing for dog transitions between sections and applying the recommended 'Agility Rates of Travel' for each class/height category.

3. Performance:

- 3.1. The course must be completed in numerical order by either team. The judge watches the current "active" obstacle. Either dog may take inactive obstacles out of sequence and not be penalised.
- 3.2. If the current "active" obstacle is performed correctly then the judge's attention switches to the next obstacle and it becomes the current "active" obstacle.
- 3.3. If a team faults the current "active" obstacle, the judge will signal the fault either verbally or by using a whistle or similar device. At this signal the teams must exchange and the new team must attempt the current "active" obstacle.
- 3.4. Exchange is undertaken by one team taking over the current "active" obstacle from the other.
- 3.5. If both teams fault the same current "active" obstacle, they must continue alternately attempting the obstacle until it is correctly performed before resuming the course. Only after the obstacle has been successfully performed can the course be resumed and no penalty will be recorded.
- 3.6. If one team drops a bar on the current "active" obstacle, the other team must perform that obstacle even though the performance is simply to send the dog through the jump uprights. The bar does not need to be reset and no penalty will be recorded.
- 3.7. Handlers may talk to each other during the run.
- 3.8. Communications between handlers on the course must be by natural voice using no devices.
- 3.9. Once the run has started dogs cannot be physically restrained in any way. Penalty: disqualification.
- 3.10. The course must be completed within the Maximum Course time.
- 3.11. Completion of contact obstacles shall be when the dog has touched the down contact.

- 3.12. The seesaw must touch the ground.
- 3.13. Completion of the Tunnel obstacle shall be when the head of the dog is out of the exit of the tunnel.

4. Penalties:


- 4.1. There are no:
 - 4.1.1. Off-course penalties with exception of Rule 7.2, or
 - 4.1.2. Refusal are not faulted, however the obstacle must be correctly performed once started.
- 4.2. The whistle will be sounded to signal a fault thus forcing a Team exchange.
- 4.3. A penalty will not be recorded if the active team correctly performs the obstacle.
- 4.4. Both teams will be disqualified if:
 - 4.4.1. The judge considers any performance on the course is unsafe.
 - 4.4.2. The rules are breached warranting a disqualification.
 - 4.4.3. A team completes the course without successfully performing an obstacle.
 - 4.4.4. The Maximum Course time is exceeded.
 - 4.4.5. The handlers use any method other than natural voice to communicate with each other during the competition.
 - 4.4.6. If the handler interferes with any obstacle.
 - 4.4.7. Once the Colour contact zone has been passed, the dog should complete the obstacle or be disqualified for unsafe performance

5. Scoring:

- 5.1. Strategic Pairs is scored by time.
- 5.2. A qualifying score is achieved by the team/teams successfully completing the course within the Standard Course Time.
- 5.3. The team with the fastest time wins. The nature of the game penalizes the teams with time spent exchanging.

6. Equipment:

Equipment for the event will include the following as indicated;

- 6.1. Hurdles
- 6.2. Scramble
- 6.3. Dog walk
- 6.4. Seesaw (not to be used in Novice)
- 6.5. Spread Hurdle
- 6.6. Broad Jump
- 6.7. Flexible tunnel  table removed
- 6.8. Collapsible tunnel – Optional
- 6.9. Weave poles
- 6.10. Hoop

7. The Course:

- 7.1. The order and direction of performance of the obstacles is decided by the judge.
- 7.2. If judge specifies the direction in which the obstacles must be negotiated the active dog will be faulted if performed in the wrong direction.
- 7.3. The course should not be flowing in design. It should be somewhat disjointed with 180° turns and variable distances - some of them very long - between obstacles. However, the course should not be so disjointed that it completely dictates the transitions between the teams. A lot should be left to strategy of the competitors.
- 7.4. Once the Colour contact zone has been passed, the dog should complete the obstacle or be disqualified for unsafe performance

8. Timing:

- 8.1. After the handlers have taken their positions on the course and the order has been given to start, timing starts as the active team crosses the Start line.
- 8.2. Timing will finish when the active team crosses the finish line.
- 8.3. Timing will also finish if the Maximum Course time has been exceeded.

9. Qualifying:

- 9.1. Both teams must participate.
- 9.2. There must be a minimum of two (2) strategic exchanges.
- 9.3. Both teams must run at least one segment of the course.
- 9.4. All obstacles must be performed correctly within the SCT.
- 9.5. Fallen bars are not to be reset, but the alternate team's dog must run between the uprights.
- 9.6. No disqualification penalties have been incurred.
- 9.7. No penalties have been incurred for Misbehaviour and/or reprimands.

10. Maximum Course Time:

- 10.1. Maximum course time is obtained by multiplying the Standard course Time by Two (2).

11. Titles:

- 11.1. When a team qualifies, a qualification certificate shall be awarded to each member of the team as an individual thus enabling them to compete in trials with different partners to obtain titles.
- 11.2. To achieve a Title in Strategic pairs the following achievements must be gained.

12. Table 4 Title Qualification Table

Qualifications			
Class	No of qualifications required	Number different judges	Title
Novice	3	2	Strategic Pairs Dog (SPD)
Excellent	5	2	Strategic Pairs Dog Excellent (SPDX)
Masters	7	3	Strategic Pairs Dog Master (SPDM)

13. STRATEGIC PAIRS JUDGES SCORE SHEET

CLUB					DATE				
JUDGE				CLASS			SCT		
Cat No	Course Time	Qualify Y/N	Placing		Cat No.	Course Time	Qualify	Placing	

Judges Signature: _____ Date: _____